

# Steel Industry in Turkey



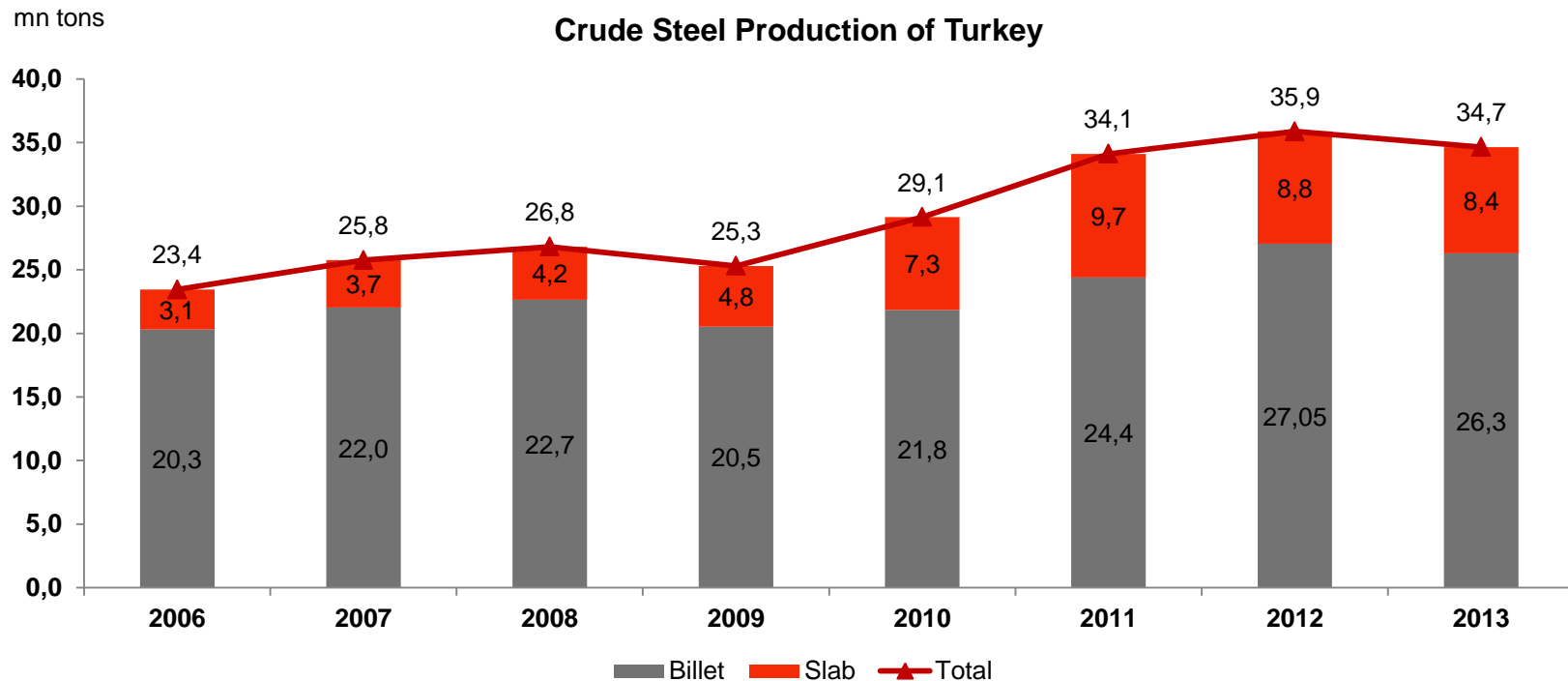
<b>A</b>	Supply	<i>Page 03</i>
<b>B</b>	Supply vs. Demand	<i>Page 05</i>
<b>C</b>	Foreign Trade	<i>Page 06</i>
<b>D</b>	Main Companies	<i>Page 07</i>
<b>E</b>	Market Outlook	<i>Page 08</i>



# A. Supply

## ▶ Crude Steel Production

- **8<sup>th</sup>** largest producer in the world and the **2<sup>nd</sup>** largest manufacturer in Europe in crude steel production, in 2013. (Source: World Steel Association, 2013)
- **34.7 mn tons** of crude steel production in 2013. (Source: World Steel Association, 2013)
- Compound annual growth rate in production btw. 2004-2013 was **6%**.
- The share of flat steels in total production increased from **13%** in 2006 up to **24%** in 2013. (Source: Turkish Iron and Steel Association [TCUD], 2014)

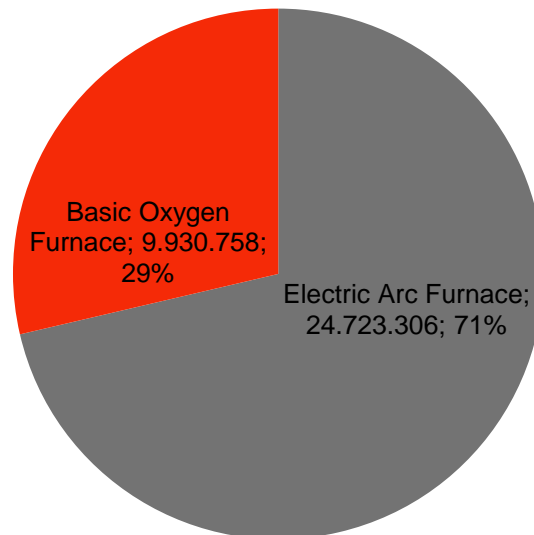




## ▶ Production Method

- **71%** of the crude steel was manufactured in electric arc furnaces in 2013.
- In order to meet the scrap demand of electric arc furnaces, Turkey has become the **leading scrap importer** in the world.

**Production Method of Crude Steel, 2013**  
Tons; Percentage Share

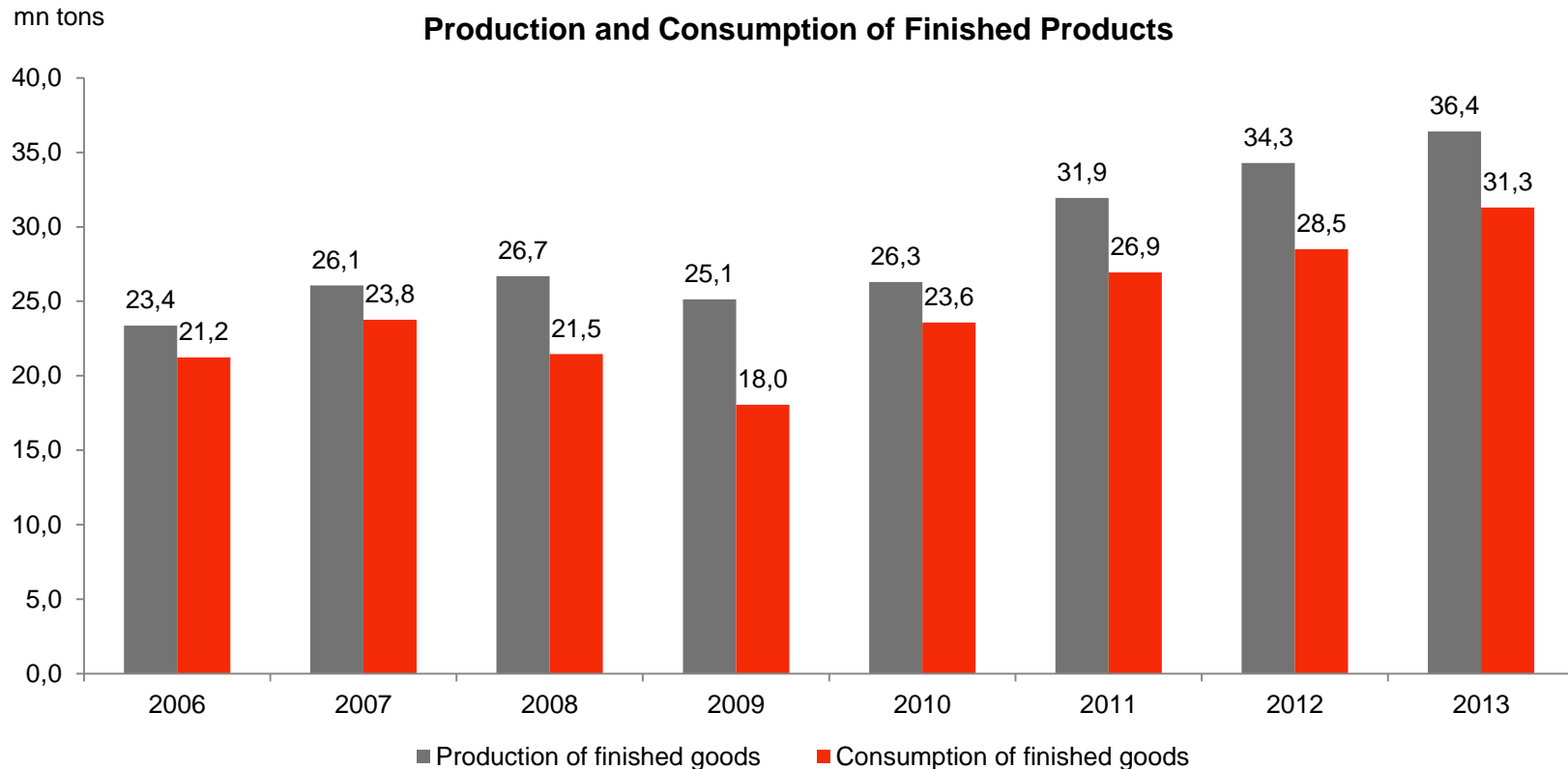




## B. Supply vs. Demand

### ► Production & Consumption of Steel Products

- **31.3 mn tons** of domestic consumption of steel products in 2013.
- **73%** of the production and **53%** of the consumption is composed of long products.
- Production of **long steel** is higher than the consumption whereas the production of **flat steel** is lower than the consumption volume.





# C. Foreign Trade

## ▶ Exports and Imports of Steel

- Turkey is a net exporter of steel: **19 mn tons** of exports and **14.9 mn tons** of imports in 2013.
- The **Middle East, USA** and **EU** are the main destinations of exports.
- **Russia, Ukraine** and the **EU** are the main sources of imports.





# D. Main Companies

## ▶ Largest Manufacturers

Company	Net Sales (TRY mn), 2012*
Eregli Demir ve Celik Fabrikalari T.A.S.	7,387
Iskenderun Demir ve Celik A.S.	5,400
Icdas Celik Enerji Tersane ve Ulasim Sanayi A.S.	4,922
Kroman Celik Sanayii A.S.	2,309
Toscelik Profil ve Sac Endustrisi A.S.	2,303
Diler Demir Celik Endustri ve Ticaret A.S.	1,952
Borcelik Celik San. Tic. A.S.	1,939
Yolbulan Bastug Metalurji Sanayi A.S.	1,834
KARDEMİR Karabuk Demir Celik San. ve Tic. A.S.	1,665
Izmir Demir Celik Sanayi A.S.	1,647
Borusan Mannesmann Boru San. ve Tic. A.S.	1,434
Nursan Metalurji Endustrisi A.S.	1,429
Kaptan Demir Celik Endustrisi ve Ticaret A.S.	1,428
MMK Metalurji San. Tic. ve Liman Isletmeciligi A.S.	1,394
Yazıcı Demir Celik Sanayi ve Turizm Ticaret A.S.	1,389
Ege Celik Endustrisi San. ve Tic. A.S.	1,105
Yucel Boru ve Profil Endustrisi A.S.	1,101
Ekinciler Demir ve Celik Sanayi A.S.	1,072
Kurum Demir Sanayi Dis Ticaret A.S.	890
Ozkan Demir Celik Sanayi A.S.	818

\*EUR 1 = TRY 2.31 in 2012

Source: Istanbul Chamber of Industry, 2013



## ▶ 2023 targets

- **USD 55 bn** of exports
- Crude steel production capacity: **85 mn tons**
- Crude steel production: **70 mn tons**
- Become the **largest** manufacturer in Europe
- Share of Turkey in the world market: **4%**
- Increasing production and consumption of **high quality steel**
- Becoming a **net exporter** in flat, special, structural and stainless steel, as well as in long steel



## **Confidentiality**

*Foreign Market Consulting Ltd Sti handles all data and information confidentially and also asks all information to be handled confidentially, especially regarding the sources used.*

## **Liability**

*FMConsulting receives information and data from third parties and presents the gathered data to its customers. Thus, FMConsulting does not take any responsibility for the accuracy of any declaration or precision of any gathered data.*